

"At CdM, we constantly break conventional thinking and embrace new challenges. With our extensive expertise in the explorer yachts market, we are eager to explore innovative designs to provide discerning individuals with exceptional explorer yachts. Our aim is not to dazzle with superficial, captivating features (we never look for the wow effect) but to deliver projects that are true to their purpose: to ensure autonomous, comfortable, and safe voyages over vast distances. We never rest. With enthusiasm, we put all our energies in studying new solutions to widen our offer of extraordinary explorer yachts," says Vasco Buonpensiere, co-founder and CEO of Cantiere delle Marche.

"We listen to the inputs arriving from the yachting community (owners, brokers, yacht designers and naval architects, captains, crew) with respect and attention and metabolizing information and suggestions we enter in new, unexplored territories. This approach brought us to develop a stunning new project in collaboration with Giorgio M. Cassetta, a designer whose creativity is internationally renowned and appreciated. It has been named RAW."

Vasco Buonpensiere
Co-founder & CEO

Scors!

RAW

RECREATIONAL ALL-WEATHER WATERCRAFT



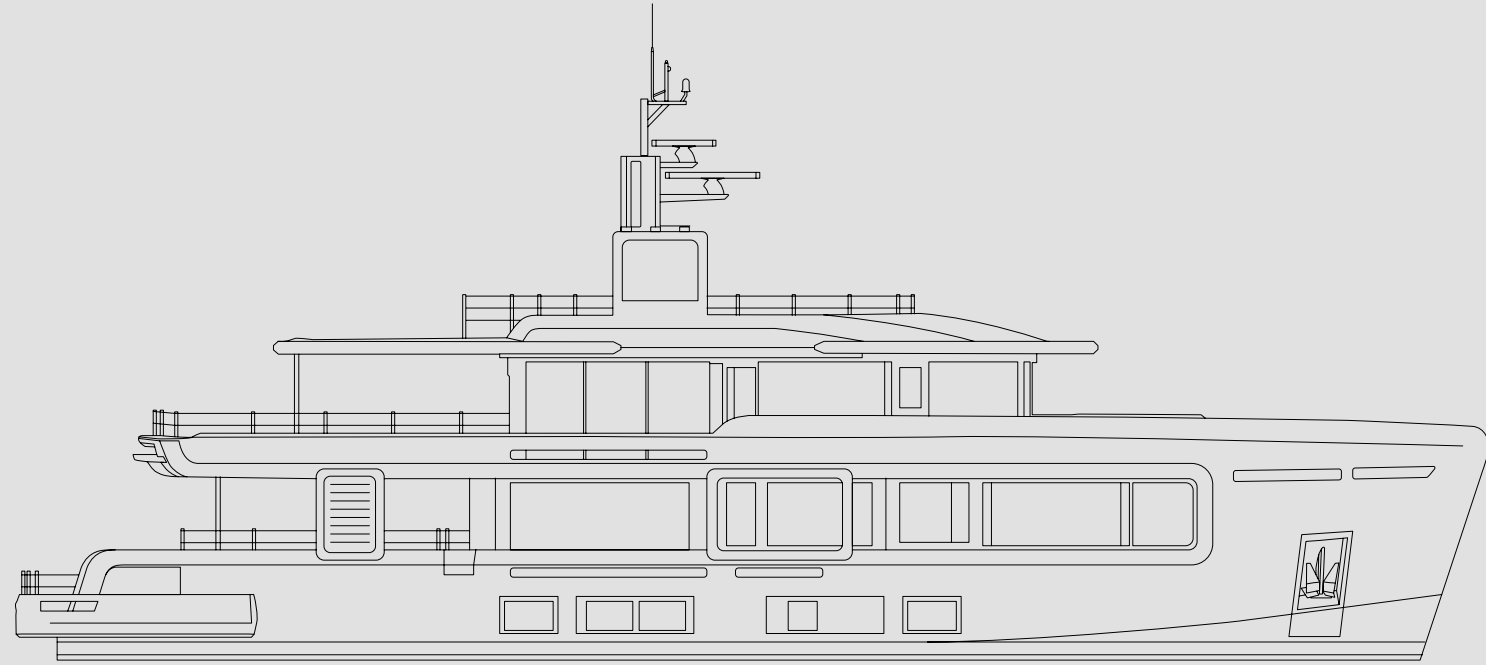
Discover more
on our site

www.cantieredellemarche.it
www.cdmexperience.com



**CANTIERE
DELLE MARCHE**
explorer's attitude

TECHNICAL SPECIFICATIONS

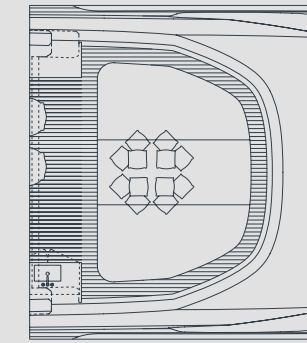


The first model in the RAW series is a **three-decker 100-footer** with expansive outdoors and welcoming interiors. RAW profile's is imposing, characterized by a geometrical, contemporary aesthetic. A high bow conceals tenders and water skis on the Upper deck forward in order to leave the entire stern area at owners and guests' disposal. At the opposite end, on the **Main deck**, to maximize the usability of the large aft cockpit – *regardless weather conditions or season* -, it can turn into a veranda-like space by closing both sides with floor-to-ceiling glass doors.

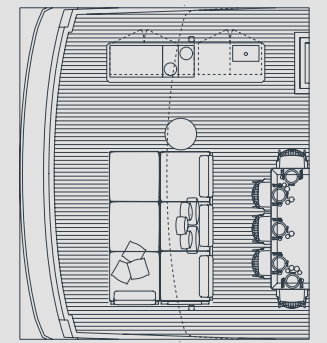
Concurrently, the **Upper deck** overhang fully shades and protects this lounging area which is seamlessly connected with both the salon and a large beach area astern. An ample staircase leads to a swim platform with a panoramic sunbed. Apart from its function, the staircase is meant to be an informal lounging spot where to sit sipping a glass of fine wine or simply admiring the view. The **swim-platform**, a masterpiece of creativity, has been designed as a sort of panoramic balcony enclosed by a low bulwark with handrail. Part of the bulwark is collapsible to allow an easy access to the sea. It's incredibly flexible while being simple at its core in the way that the moving parts work.

DIMENSIONS	Meters	Feet	PROPULSION	kW
Length overall	31,08	102	Engines	2xCaterpillar C18 ACERT IMO tier III (500kW @1' 800-2' 100rpm) Heavy Duty
Waterline length	29,49	96.75	Gearbox	2x ZF W650 free standing - gear ratio 4,057:1
Max beam	7,0	22.96	Generators	2x55 kW Kohler
Depth, amidship	3,97	13.02	Bow thruster	52 kW
Draught, full load under the keel	2,2	7.2	Stabilizer fins	Electrical, Zero Speed
Displacement, full load	240 t		PERFORMANCE	Knots
CAPACITY	Liters	Gallons	Maximum speed	13,0
Diesel oil	37' 500	9' 774	Cruise speed	11,0
Urea	1' 700 ca	449 ab	Range	4' 500 nm @ 10 knots / 6' 000 nm @ 9 knots
Fresh water	5' 300	1' 400	ACCOMMODATION	Cabins
Black water	800	211	Passengers	10 (+2 Pullman Bed) p / 5 Cabins
Grey water	6' 000	1' 585	Crew	6 / 3 Cabins
Clean oil / Dirty oil	600 / 500	158 / 132	CLASSIFICATION	C ⚓ HULL • MACH Y
Bilge	850	224		

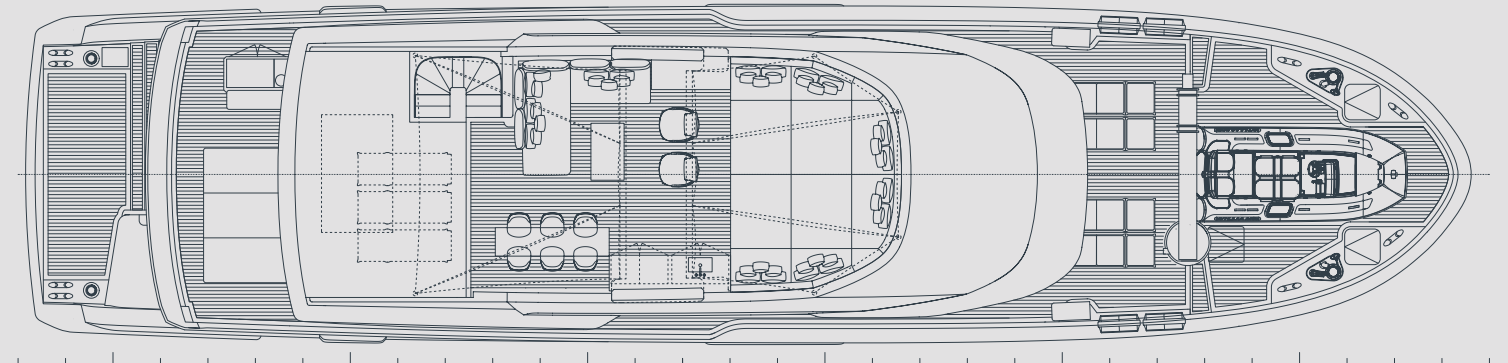
RAW 102



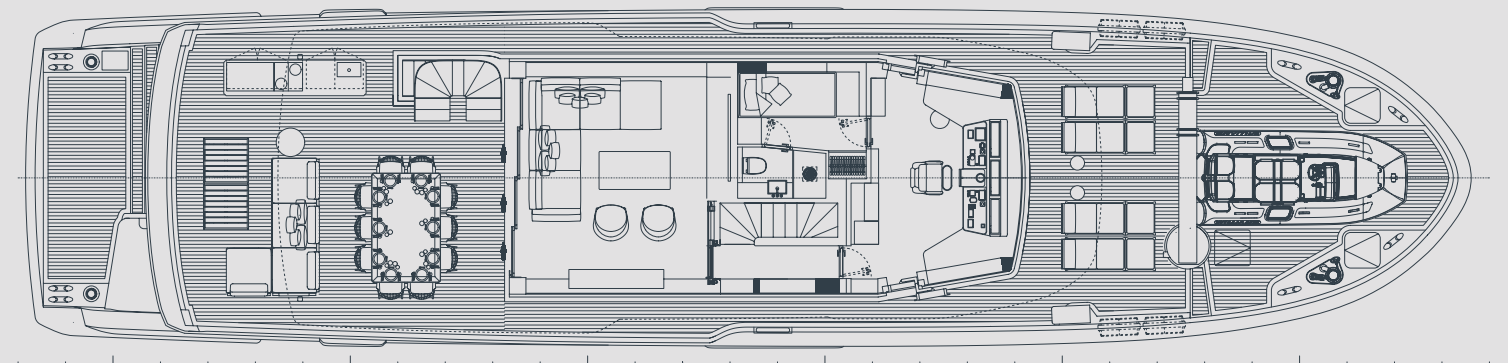
TOP DECK
Opt. 1



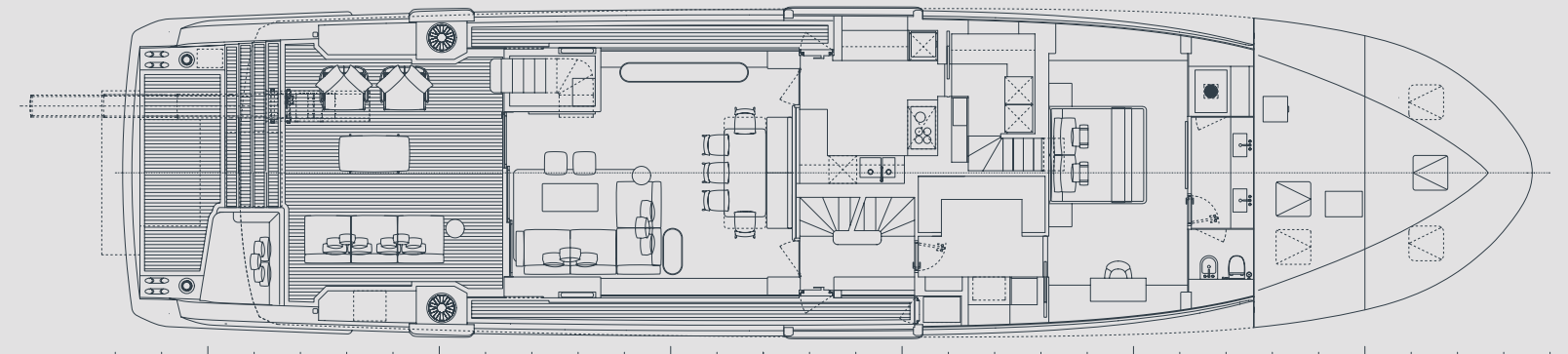
UPPER DECK
Opt. 1



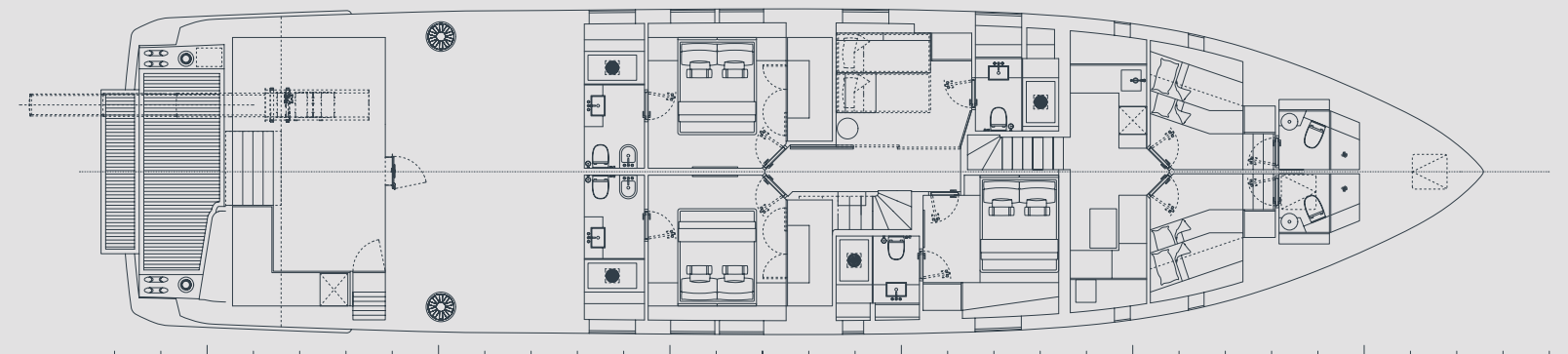
TOP DECK



UPPER DECK



MAIN DECK



LOWER DECK